

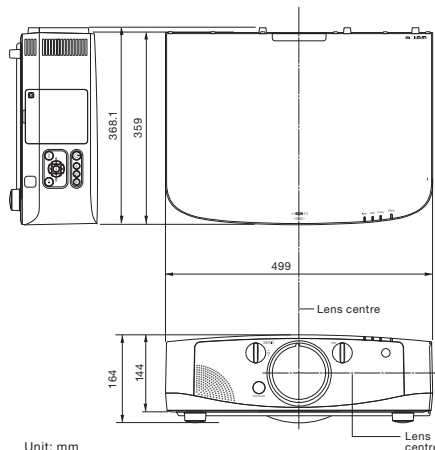
Specifications

	PA600X	PA500X	PA550W	PA500U
LCD Panel	0.79 inch LCD with Micro Lens Array (Aspect Ratio 4:3)	0.75 inch LCD with Micro Lens Array (Aspect Ratio 16:10)	0.76 inch LCD with Micro Lens Array (Aspect Ratio 16:10)	0.76 inch LCD with Micro Lens Array (Aspect Ratio 16:10)
Optical Device	Dichroic mirror separation-prism convergence system			
Resolution ¹⁾	1024 x 768 pixels	1280 x 800 pixels	1280 x 800 pixels	1920 x 1200 pixels
Lens	NP11FL NP12ZL NP13ZL NP14ZL NP15ZL	Manual Focus, Throw ratio 0.8, F2.3, f=13.2mm Manual Zoom / Manual Focus, Zoom ratio 1 to 1.3, Throw ratio 1.19 to 1.56, F2.2-2.69, f=19.4-25.3mm Manual Zoom / Manual Focus, Zoom ratio 1 to 2.0, Throw ratio 1.50 to 3.02, F1.7-2.37, f=24.4-48.6mm Manual Zoom / Manual Focus, Zoom ratio 1 to 1.6, Throw ratio 2.97 to 4.79, F2.2-2.64, f=48.5-77.6mm Manual Zoom / Manual Focus, Zoom ratio 1 to 1.52, Throw ratio 4.70 to 7.20, F2.2-2.7, f=76.6-116.5mm		
Lens Shift ²⁾ (NP12ZL, NP13ZL, NP14ZL, NP15ZL)	Vertical : Max -0.1 to +0.5, Horizontal : Max ±0.3	Vertical : Max -0.1 to +0.6, Horizontal : Max ±0.3	Vertical : Max -0.1 to +0.5, Horizontal : Max ±0.3 ³⁾	Vertical : Max -0.1 to +0.5, Horizontal : Max ±0.3 ³⁾
Lamp (Eco Mode On / Eco Mode Off)	264W / 330W AC			
Lamp Life ⁴⁾ (Eco Mode On / Eco Mode Off)	4000H / 3000H			
Image Size (Projection Distance)	NP11FL NP12ZL NP13ZL NP14ZL NP15ZL	40 to 150 inches (0.6m to 2.5m) 30 to 500 inches (0.7m to 16.0m) 40 to 500 inches (1.2m to 30.8m) 60 to 500 inches (3.6m to 49.2m) 60 to 500 inches (5.7m to 73.8m)	40 to 150 inches (0.7m to 2.6m) 30 to 500 inches (0.7m to 16.8m) 40 to 500 inches (1.3m to 32.4m) 60 to 500 inches (3.8m to 51.7m) 60 to 500 inches (5.9m to 77.6m)	40 to 150 inches (0.5m to 2.6m) 30 to 500 inches (0.7m to 16.5m) 40 to 500 inches (1.2m to 31.9m) 60 to 500 inches (3.7m to 50.9m) 60 to 500 inches (5.9m to 76.4m)
Colour Reproduction	10-bit signal processing (1.07 billion colours) (VIEWER, NETWORK : 16.7 million colours)			
Light Output ⁵⁾ (with NP13ZL) Eco Mode Off Eco Mode On	6000 ANSI lumens	5000 ANSI lumens	5500 ANSI lumens	5000 ANSI lumens
Contrast Ratio (White / Black) ⁶⁾	Approx. 80% of Eco Mode Off 2000:1 with Iris			
Maximum Resolution	WUXGA (1920 x 1200) with Advanced AccuBlend			
Scan Rate	Horizontal 15kHz to 108kHz (RGB : 24kHz or over) conforms to the VESA standard Vertical 48Hz to 120Hz (HDMI / DisplayPort : 50Hz to 85Hz) conforms to the VESA standard			
Keystone Correction	Horizontal Manual Approx. ±Max 40 degrees Vertical Manual Approx. ±Max 30 degrees			
Input Terminals	Computer	2 x D-Sub Mini 15pin (Computer 1&2 IN), 1x 5BNC (Computer 3 IN)		
	Audio	3 x Stereo Mini Jack		
	Component (Shared with Computer IN)	2 x D-Sub Mini 15pin, 1 x 5BNC		
	Audio	Same as Computer IN		
	HDMI	1 x HDMI TypeA		
	DisplayPort	1 x DisplayPort		
	S-Video	1 x Mini DIN-4pin		
	Video	2 x RCA pin 1 x RCA pin		
	Audio	Same as S-Video		
Output Terminals	RGB	1 D-Sub Mini 15pin (Only Computer 1 input can be output)		
	Audio	1 x Stereo Mini Jack		
USB Port	1 x Type A (for mouse, Keyboard, USB memory)			
Wireless LAN (USB Port)	1 x Type A			
Wired LAN Port	1 x RJ-45 (10BASE-T / 100BASE-TX)			
Remote	1 x Stereo Mini Jack			
Control Terminal	1 x D-sub 9pin			
Built-In Speaker	10W Monaural			
Quietness (Eco Mode On / Eco Mode Off)	31dB / 38dB		32dB / 38dB	
Environment	Operational Temperatures Storage Temperatures			
	5°C to 40°C (ECO MODE) Is set automatically to [ON] at 35°C to 40°C, 20% to 80% Humidity (Non-Condensing) -10°C to 50°C, 20% to 80% Humidity (Non-Condensing)			
Power Requirement	100 to 240V AC, 50Hz/60Hz			
Input Current	5.1A - 2.1A (PA600X+/PA500X+/PA550W+/PA500U+ : 2.5A)			
Power Consumption (100 to 130V AC / 200 to 240 V AC)	Eco Mode Off Eco Mode On	464W / 443W 372W / 356W	16W / 18W 6W	477W / 455W 384W / 369W
Standby Mode	Normal Network Standby Power-saving	16W / 18W 6W	6W	16W / 18W 6W
Caloric Value (100 to 130V AC / 200 to 240 V AC)	1583BTU (Max) / 1512BTU (Max)			1628BTU (Max) / 1553WBTU (Max)
Dimensions (W x H x D)	499mm x 144mm x 359mm (Not Including Protrusions)			499mm x 144mm x 359mm (Not Including Protrusions)
Weight (Not including Lens)	7.7kg			7.8kg
Gross Dimensions (W x H x D)	591mm x 259mm x 491mm			591mm x 259mm x 491mm
Gross Weight	11.0kg			11.1kg
Accessories	Remote control, Batteries(AA x 2), Computer cable, Power cord, CD-ROM(User's manual/Utility software), Quick setup guide, Important information			
Regulations	For United States	UL Approved (UL 60950-1), Meets FCC Class B Requirements		
	For Europe	Meets EMC Directive (EN55024, EN61000-3-2, EN61000-3-3), Meets Low Voltage Directive (EN60950-1, TÜV GS Approved)		
	For Canada	C-UL Approved (CSA 60950-1), Meets DCC Canada Class B Requirements		
	For Asia/Oceania	IEC60950-1, Meets AS/NZS CISPR 22 Class B		
	For Korea	KC (safety : K60950-1, EMC : K00022, K00024, K61000-3-2)		
	For China	GB4943, GB9254, GB17625.1		
	For Saudi Arabia	SASO IEC60950-1		
	For Russia	Gost R 60950-1, 51318.22, 51317.3.2./3.3.		

- ¹⁾ : Effective pixels are more than 99.99%.
²⁾ : The Lens Shift function is not available for the NP11FL.
³⁾ : Horizontal lens shift range is 0.15H at 150° over projected image with the lens NP13ZL.
⁴⁾ : Lamp life is defined as the average time span for the brightness of the lamp to be reduced by half. It does not refer to the warranty period for the lamp.
⁵⁾ : This is the light output value (ANSI lumens) when the [PRESET] mode is set to [HIGH-BRIGHT]. If any other mode is selected as the [PRESET] mode, the light output value may drop slightly.
⁶⁾ : Compliance with ISO21118-2005

All specifications are subject to change without notice.

Cabinet Dimensions



Unit: mm

Throw Distance and Screen Size

PA600X/PA500X (Aspect ratio 4:3)

Screen size (inches)	Lens model name				
	NP11FL	NP12ZL	NP13ZL	NP14ZL	NP15ZL
30" (0.61x0.46m)	-	0.7 - 0.9	-	-	-
40" (0.81x0.61m)	0.8	0.9 - 1.2	1.2 - 2.4	-	-
60" (1.22x0.91m)	1.0	1.4 - 1.9	1.8 - 3.7	3.6 - 5.8	5.7 - 8.7
80" (1.63x1.22m)	1.3	1.9 - 2.5	2.4 - 4.9	4.8 - 7.8	7.6 - 11.6
100" (2.03x1.52m)	1.6	2.4 - 3.2	3.0 - 6.1	6.0 - 9.7	9.6 - 14.6
120" (2.44x1.83m)	2.0	2.9 - 3.8	3.7 - 7.4	7.3 - 11.7	11.5 - 17.6
150" (3.05x2.29m)	2.5	3.7 - 4.8	4.6 - 9.2	9.1 - 14.7	14.4 - 22.0
200" (4.06x3.05m)	-	4.9 - 6.4	6.1 - 12.3	12.2 - 19.6	19.3 - 29.4
300" (6.10x4.57m)	-	7.4 - 9.6	9.2 - 18.5	18.4 - 29.5	29.1 - 44.2
400" (8.13x6.10m)	-	9.8 - 12.8	12.3 - 24.7	24.6 - 39.4	38.8 - 59.0
500" (10.16x7.62m)	-	12.3 - 16.0	15.4 - 30.8	30.7 - 49.2	48.6 - 73.8

PA500U (Aspect ratio 16:10)

Screen size (inches)	Lens model name				
	NP11FL	NP12ZL	NP13ZL	NP14ZL	NP15ZL
30" (0.65x0.40m)	-	0.7 - 0.9	-	-	-
40" (0.86x0.54m)	0.7	1.0 - 1.3	1.2 - 2.5	-	-
60" (1.29x0.81m)	1.0	1.5 - 1.9	1.9 - 3.8	3.7 - 6.0	5.9 - 9.0
80" (1.72x1.08m)	1.4	2.0 - 2.6	2.5 - 5.1	5.0 - 8.0	7.9 - 12.1
100" (2.15x1.35m)	1.7	2.5 - 3.3	3.2 - 6.3	6.3 - 10.1	9.9 - 15.1
120" (2.59x1.62m)	2.1	3.0 - 3.9	3.4 - 7.6	7.5 - 12.1	11.9 - 18.2
150" (3.23x2.02m)	2.6	3.8 - 4.9	4.8 - 9.5	9.4 - 15.2	14.9 - 22.8
200" (4.31x2.69m)	-	5.1 - 6.6	6.6 - 12.7	12.6 - 20.3	20.0 - 30.5
300" (6.46x4.04m)	-	7.6 - 9.9	9.6 - 19.1	19.0 - 31.5	30.1 - 45.8
400" (8.62x5.39m)	-	10.2 - 13.2	12.8 - 25.5	25.4 - 40.7	40.1 - 61.1
500" (10.77x6.73m)	-	12.7 - 16.5	16.0 - 31.9	31.8 - 50.9	50.2 - 76.4

PA550W (Aspect ratio 16:10)

Screen size (inches)	Lens model name				
	NP11FL	NP12ZL	NP13ZL	NP14ZL	NP15ZL
30" (0.65x0.40m)	-	0.7 - 1.0	-	-	-
40" (0.86x0.54m)	0.7	1.0 - 1.3	1.3 - 2.5	-	-
60" (1.29x0.81m)	1.0	1.5 - 2.0	1.9 - 3.8	3.8 - 6.1	5.9 - 9.1
80" (1.72x1.08m)	1.4	2.0 - 2.6	2.6 - 5.1	5.1 - 8.2	8.0 - 12.2
100" (2.15x1.35m)	1.7	2.5 - 3.3	3.2 - 6.4	6.3 - 10.2	10.0 - 15.4
120" (2.59x1.62m)	2.1	3.3 - 4.0	3.9 - 7.7	7.6 - 12.3	12.1 - 18.5
150" (3.23x2.02m)	2.6	3.9 - 5.0	4.9 - 9.7	9.6 - 15.4	15.2 - 23.1
200" (4.31x2.69m)	-	5.1 - 6.7	6.5 - 12.9	12.8 - 20.6	20.3 - 30.9
300" (6.46x4.04m)	-	7.7 - 10.1	9.7 - 19.4	19.3 - 30.9	30.5 - 46.5
400" (8.62x5.39m)	-	10.3 - 13.4	13.0 - 25.9	25.8 - 41.3	40.7 - 62.0
500" (10.77x6.73m)	-	12.9 - 16.8	16.2 - 32.4	32.2 - 51.7	51.0 - 77.6

*Stated projection distances are standard values. For a stack installation, the recommended projection distances will be different.
 *The values in the tables are design values and may vary.

Remote control (included accessory)



Options

Replacement lamp NP21LP



Option lens
 NP11FL NP14ZL
 NP12ZL NP15ZL
 NP13ZL



Wireless LAN unit
 NP02LM1
 NP02LM2
 NP02LM3

Model name of the wireless LAN unit varies depending on the country where the unit is used (or to be used).

NP02LM1 : United States, Canada, Mexico, Taiwan, Brazil, Colombia
 NP02LM2 : Europe, United Arab Emirates, Saudi Arabia, Oman, South Africa, Turkey, Ukraine, Egypt, Israel, Australia, New Zealand, Japan, Thailand, China, Hong Kong, Singapore, South Korea, Malaysia, Sri Lanka, Pakistan, Vietnam, India, Indonesia, Philippines, Peru, Chile, Argentina, Ecuador
 NP02LM3 : Russia

Cable cover NP02CV



Installation Projector

PA600X/PA500X/PA550W/PA500U

With features and functions specifically designed for the requirements of fixed installation applications.



- ⚠ The projector can be unplugged during its cool down period after it is turned off. Parts of the projector will become heated during operation.
- Use caution when picking up the projector immediately after it has been operating.
- Use caution when putting the projector in the soft case immediately after the projector has been operating.
- The projector cabinet is hot.

Microsoft is a registered trademark or trademark of Microsoft Corporation in the United States and/or other countries.
 Wi-Fi® is a registered trademark of the Wi-Fi Alliance.
 HDMI, the HDMI Logo and High-Definition Multimedia Interface are trademarks or registered trademarks of HDMI Licensing LLC.
 DisplayPort and DisplayPort Certified Logo are trademarks of the Video Electronics Standards Association, registered in the U.S. and other countries.
 Crestron and Crestron RoomView are trademarks or registered trademarks of Crestron Electronics, Inc.
 Trademark PLink is a trademark applied for trademark right in the United States of America and other countries.
 All other trademarks are the property of their respective owners.
 The images in this brochure are samples.
 This brochure uses recycled paper.

Cat.No. WLPJ-1110-412NN

<http://www.nec-display.com/ap/>

Five types of optional lenses and a wide lens shift range provide improved flexibility of your installation.

Equipped with a product design and adjustment functions that are desirable with a variety of installation requirements

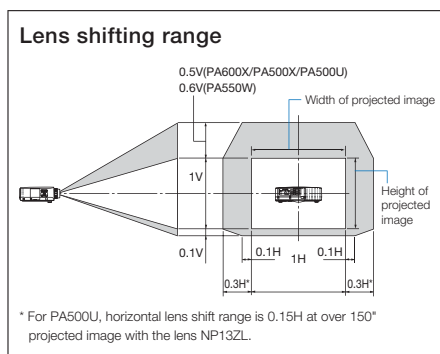
Lens shift function for easily adjusting the position of the projected image

The projector is equipped with a lens shift that allows you to adjust the projected image horizontally or vertically. You can easily adjust the position of the projection just by turning the lens shift dials, without having to move the projector unit itself. Furthermore, it is also equipped with a centre lens design for easy alignment.


*The lens shift mechanism does not work when using NP11FL.
*As you maximise the tilt direction of the lens shift, the area surrounding the screen may get darker and shadows may appear.




Lens shift dials



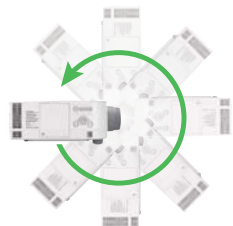
Test pattern display that is convenient for screen adjustments



3D REFORM function that corrects keystone distortion



360° installation angle (tilt-free) that enables vertical projection



Various functions that support specialized installation requirements

- (1) Geometric correction tool function* that allows you to project squares even on screens with special shapes
- (2) Supports a stack installation* that achieves high luminance equivalent to 24000 ANSI lumens (PA600X)
- (3) Multi-screen function* that renders the borders of multiple images inconspicuous

*These support software are downloadable at our website.

Five types of optional lenses available for flexible installation

The projector supports five types of optional lenses which are adapted to a variety of installation locations and projection methods, including conference rooms, auditoriums, and exhibition halls. The NP13ZL is compatible with 2x zoom, which allows it to handle an even PA600X broader range of projection distances. The lenses can be easily changed by using the lens release button.

*The lenses are not included with this unit.

	NP11FL	NP12ZL	NP13ZL	NP14ZL	NP15ZL	
Option Lens						
Lens Type	Fixed Short Throw Lens	Zoom Lens	Zoom Lens	Zoom Lens	Zoom Lens	
Zoom/Focus	Manual (Focus only)	Manual	Manual	Manual	Manual	
Zoom Ratio	-	1.3	2.0	1.6	1.52	
Throw Ratio	0.8 : 1	1.19-1.56 : 1	1.50-3.02 : 1	2.97-4.79 : 1	4.70-7.20 : 1	
Screen Size	40-150 inch	30-500 inch	40-500 inch	60-500 inch	60-500 inch	
Light Output*	PA600X	4500 ANSI lm	4700 ANSI lm	6000 ANSI lm	4900 ANSI lm	4700 ANSI lm
	PA500X	3800 ANSI lm	4000 ANSI lm	5000 ANSI lm	4100 ANSI lm	4000 ANSI lm
	PA550W	3900 ANSI lm	4100 ANSI lm	5500 ANSI lm	4200 ANSI lm	4100 ANSI lm
	PA500U	3400 ANSI lm	3700 ANSI lm	5000 ANSI lm	3800 ANSI lm	3700 ANSI lm
Weight	1.2 kg	1.2 kg	0.84 kg	1.0 kg	1.0 kg	

* This is the brightness value when the lamp mode is set to "Normal Mode" and the preset mode is "High brightness mode". If the lamp mode is switched to "Eco Mode", the brightness will drop to about 80%. If any other mode is selected as the preset mode, brightness may drop slightly.

Projected range of lens (image projected on a 100-inch screen)

Model of lens	Projection magnification
PA600X / PA500X	
NP11FL	● 1.6
NP12ZL	2.4 ↔ 3.2
NP13ZL	3.0 ↔ 6.1
NP14ZL	6.0 ↔ 9.7
NP15ZL	9.6 ↔ 14.6
PA550W	
NP11FL	● 1.7
NP12ZL	2.5 ↔ 3.3
NP13ZL	3.2 ↔ 6.4
NP14ZL	6.3 ↔ 10.2
NP15ZL	10.0 ↔ 15.4
PA500U	
NP11FL	● 1.7
NP12ZL	2.5 ↔ 3.3
NP13ZL	3.2 ↔ 6.3
NP14ZL	6.3 ↔ 10.1
NP15ZL	9.9 ↔ 15.1

Considering the environment and offering simple maintenance contributes to a reduced total cost of ownership.

Energy saving design with a standby power consumption of 0.2W

"Eco Mode" that curbs electricity consumption and "Carbon Meter" display

Extends the lamp replacement time to a maximum of 4000 hours in Eco Mode

Silent design of 31dB in Eco Mode that will not disturb meetings and classes

* PA500U is 32dB.

Equipped with a maintenance-free large filter

The projector uses large two-layer filters. Since it is highly effective at repelling dust, as long as the filter is replaced with new ones when changing the lamp, there is no need for regular cleaning.



Environmentally friendly optional cable cover offered that uses bio-plastics



Compatible with diverse image sources and network control, with a commitment to reproducing high quality images

Simple "DICOM SIM. Mode" allows for the easy display of medical images

The projector can display medical images saved in the DICOM format and handle presentations such as academic conferences.



*Cannot be used for diagnoses of the display images.

Compatible with wired / optional wireless LANs (IEEE 802.11b/g/n) and various network controls

- (1) The projector supports Microsoft Windows Media Connect, which transmits still and moving images (streaming) to projectors connected to the network (does not support segment overrun).*
- (2) Allows you to display files that are in the shared folder of computers connected to the network.*
- (3) Supports a Wi-Fi Protected Setup (WPS). The projector can be synchronized with the access point and can be connected with a wireless LAN automatically via the infrastructure.
- (4) The projector is equipped with an access point connection that improves the security of wireless LAN connections
- (5) Compatible with the Windows Network Projector and PjLink

*For details about supported file types and restrictions, please visit our website.

Wide range of input/output terminals such as HDMI and DisplayPort

Equipped with a wide range of input/output terminals and compatible with a variety of image sources such as DisplayPort, which lets you connect the projector from about 15 meters away with minimal signal decay, as well as computer (analogue), 5-core BNC, HDMI, video, and S-video.



Crestron RoomView® compatibility

The projector supports Crestron RoomView®, allowing multiple devices connected to the network to be managed and controlled from a computer.

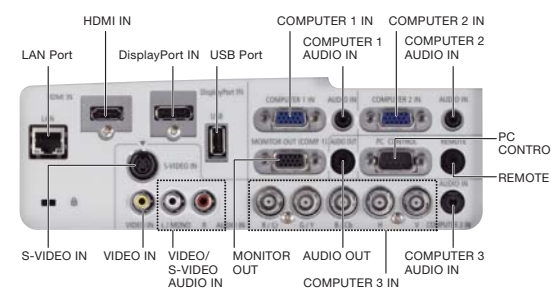
Equipped with a 10W monaural speaker

High resolution design through 10 bit signal processor, which excels at image process technology like I/P conversion, scaling and noise reduction.

The power can be controlled intensively with Direct Power Off.

High resolution of WUXGA panel (PA500U)

Terminals



Example of installing NP13ZL

Model	Luminance	Resolution	Weight
PA600X	6000 ANSI lumens	XGA	7.7 kg (Not including lens)
PA500X	5000 ANSI lumens	XGA	7.7 kg (Not including lens)
PA550W	5500 ANSI lumens	WXGA	7.7 kg (Not including lens)
PA500U	5000 ANSI lumens	WUXGA	7.8 kg (Not including lens)