

Specification

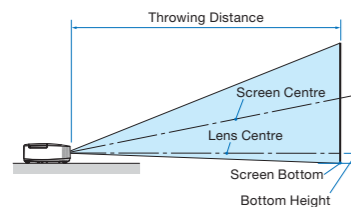
		M350X	M300X	M260X	M230X	M300W	M260W
LCD Panel		0.63 inch LCD with Micro Lens Array (Aspect Ratio 4:3) Dichroic mirror separation-prism convergence system		0.63 inch LCD (Aspect Ratio 4:3) Dichroic mirror separation-prism convergence system		0.59 inch LCD with Micro Lens Array (Aspect Ratio 16:10) Dichroic mirror separation-prism convergence system	
Resolution*1		1024 x 768 pixels		1024 x 768 pixels		1280 x 800 pixels	
Lens		Manual Zoom / Focus, Zoom ratio 1 to 1.7, F1.7-2.1, f=17.5-29.0mm					
Lamp		230W AC (170W in ECO1)	180W AC (145W in ECO1 / 90W in ECO2)	180W AC (145W in ECO1)	230W AC (170W in ECO1)	180W AC (145W in ECO1)	180W AC (145W in ECO1)
Lamp Life** (Eco Mode On / Eco Mode Off)		5000H / 4000H	6000H / 5000H	6000H / 5000H	5000H / 4000H	6000H / 5000H	6000H / 5000H
Image Size (Projection Distance)		25 to 300 inch (0.65m to 13.8m)					
Colour Reproduction		10-bit signal processing (1.07 billion colours) (HDMI, VIEWER, NETWORK); Colours: 16.7 million colours					
Light Output*3,4		Eco Mode Off Eco Mode On	3500 ANSI lumens ECO1 : 75%	3000 ANSI lumens ECO1 : 80% / ECO2 : 50%	2600 ANSI lumens ECO1 : 80%	3000 ANSI lumens ECO1 : 75%	2600 ANSI lumens ECO1 : 80%
Contrast Ratio (White / Black)*4		2000:1					
Maximum Resolution		UXGA (1600 x 1200) with Advanced AccuBlend HDTV (1920 x 1200) with Advanced AccuBlend					
Scan Rate		15kHz to 100kHz (RGB : 24kHz or over) 50Hz to 120Hz (HDMI : 50Hz to 85Hz)					
Keystone Correction		Auto/Manual Approx. ±Max 30 degrees					
Input Terminals		VGA, SVGA, XGA, XGA+, WXGA, WXGA+, SXGA, SXGA+, UXGA RGB : 0.7Vp-p/75Ω H/V Sync : 4.0Vp-p/TTL Level Stereo L/R 0.5Vrms/22kΩ or over Y : 1.0Vp-p/75Ω (with Sync) Cb, Cr (Pb, Pr) : 0.7Vp-p/75Ω Compatible signals : 480i, 480p, 720p, 1080i, 1080p /60Hz, 576i, 576p, 720p, 1080i/50Hz DVD Progressive (50/60Hz)					
2 Computer Input		2 D-Sub Mini 15pin 2 Stereo Mini Jack					
2 Component Input		2 D-Sub Mini 15pin (Shared with Computer IN) Audio Input is Shared with Computer IN					
1 HDMI Input		1 HDMI Type A HDMI support audio					
1 S-Video Input		1 Mini DIN-4pin 1 RCA pin x 2					
1 Video Input		1 RCA pin Audio Input is Shared with S-Video					
Output Terminals		1 RGB Output 1 D-Sub Mini 15pin 1 Stereo Mini Jack Stereo L/R 0.5Vrms/22kΩ or over. Selected Audio Signal input from Computer1&2, S-Video or Video					
USB Port		1 Type A 1 Type B USB2.0 (for USB memory)					
Wired LAN Port		1 RJ-45 10BASE-T / 100BASE-TX					
Wireless LAN (USB Port)		1 Type A IEEE 802.11 b/g/n (optional USB Wireless LAN Unit required)					
Control Terminal		PC Control 1 D-sub 9Pin RS-232C					
Built-In Speaker		10W Monaural					
Quietness (Eco Mode On / Eco Mode Off)		29dB / 35dB		27dB / 34dB		29dB / 35dB	
Environment		Operational Temperatures 5°C to 40°C (ECO MODE) selected automatically at 35°C to 40°C, 20% to 80% Humidity (Non-Condensing) Storage Temperatures -10°C to 50°C, 20% to 80% Humidity (Non-Condensing)					
Power Requirement		100 to 240V AC, 50Hz/60Hz					
Input Current		3.4A - 1.5A		2.8A - 1.2A		3.4A - 1.5A	
Power Consumption		Eco Mode Off	100 - 130V 200 - 240V	311W 302W	248W 239W	311W 302W	248W 239W
		Eco1 Mode	100 - 130V 200 - 240V	239W 236W	198W 193W	239W 236W	198W 193W
		Eco2 Mode	100 - 130V 200 - 240V	- -	138W 136W	- -	- -
		Standby Mode	100 - 130V 200 - 240V	8W	8W	8W	8W
		Power-saving Mode	100 - 130V 200 - 240V	0.2W	0.4W	0.2W	0.4W
Heat Dissipation		100 - 130V 200 - 240V	1061BTU (Max) 1030BTU (Max)	846BTU (Max) 816BTU (Max)	846BTU (Max) 816BTU (Max)	1061BTU (Max) 1030BTU (Max)	846BTU (Max) 816BTU (Max)
Dimensions (W x H x D)		339mm x 99mm x 257mm (Not Including Protrusions)					
Weight		2.99kg		2.9kg		2.99kg	
Gross Dimensions (W x H x D)		430mm x 202mm x 360mm (Not Including Protrusions)					
Gross Weight		4.8kg		4.7kg		4.8kg	
Accessories		Remote control, Batteries (AAA x 2), Computer cable, Power Code, Soft case, User's manual (CD-ROM), Quick setup guide, Important information					
Regulations		For United States UL Approved (UL 60950-1), Meets FCC Class B Requirements For Canada C-UL Approved (CSA 60950-1), Meets DOC Canada Class B Requirements For Asia/Oceania IEC60950-1, Meets AS/NZS CISPR 22 Class B For Korea KC (safety) : K60950-1, EMC : K0022, K0024, K61000-3-2 For China GB4943, GB9254, GB17625.1 For Russia Gost R 60950-1, 51318.22, 51317.3.2/3.3					

*1 : Effective pixels are more than 99.99% *2 : Lamp life is defined as the average time span for the brightness of the lamp to be reduced by half, it does not refer to the warranty period for the lamp.
*3 : This is the light output value (ANSI lumens) when the [PRESET] mode is set to [HIGH-BRIGHT]. If any other mode is selected as the [PRESET] mode, the light output value may drop slightly. *4 : Compliance with ISO21118-2005
All specifications are subject to change without notice.

Portable Projector M350X / M300X / M260X / M230X / M300W / M260W

- Environmentally friendly
- Greater ease-of-use
- Reduced total cost of ownership

Throw Distance and Image Size



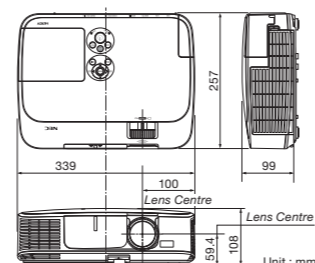
M350X / M300X / M260X / M230X
(Aspect Ratio 4:3)

Screen Size (inch)	Throwing distance(m)		Bottom Height (cm)
	Wide	Tele	
25 (0.51x0.38)	0.65	1.11	6.0
30 (0.81x0.46)	0.79	1.34	7.1
40 (0.91x0.61)	1.07	1.90	9.5
60 (1.22x0.91)	1.62	2.72	14.3
80 (1.63x1.22)	2.18	3.64	19.1
100 (2.03x1.52)	2.73	4.56	23.8
120 (2.44x1.83)	3.29	5.49	28.6
150 (3.05x2.29)	4.12	6.87	35.7
180 (3.66x2.74)	4.96	8.25	42.9
200 (4.06x3.05)	5.51	9.17	47.6
240 (4.88x3.66)	6.62	11.02	57.2
300 (6.10x4.57)	8.29	13.78	71.4

M300W / M260W
(Aspect Ratio 16:10)

Screen Size (inch)	Throwing distance(m)		Bottom Height (cm)
	Wide	Tele	
25 (0.54x0.34)	0.69	1.17	2.9
30 (0.65x0.40)	0.83	1.42	3.5
40 (0.86x0.54)	1.13	1.90	4.7
60 (1.29x0.81)	1.71	2.88	7.1
80 (1.72x1.08)	2.30	3.85	9.4
100 (2.15x1.35)	2.88	4.82	11.8
120 (2.59x1.62)	3.47	5.80	14.1
150 (3.23x2.02)	4.35	7.26	17.7
180 (3.88x2.42)	5.23	8.72	21.2
200 (4.31x2.69)	5.81	9.69	23.6
240 (5.17x3.23)	6.99	11.64	28.3
300 (6.46x4.04)	8.74	14.56	35.3

Cabinet Dimensions



Remote Control



Soft Case (basic accessory)



Options



Replacement lamp
NP15LP
(for M300X/M260X/M230X/M260W)
NP16LP
(for M350X/M300W)



Wireless LAN unit
NP02LM1
NP02LM2
NP02LM3

! The projector can be unplugged during its cool down period after it is turned off.
Parts of the projector will become heated during operation. Use caution when picking up the projector immediately after it has been operating.
Use caution when putting the projector in the soft case immediately after the projector has been operating. The projector cabinet is hot.

Virtual Remote Tool uses Win2C/DDC library, © Nicomsoft Ltd.
HDMI, the HDMI Logo and High-Definition Multimedia Interface are trademarks or registered trademarks of HDMI Licensing LLC.
All other trademarks are the property of their respective owners.
The images in this brochure are samples.
This brochure uses recycled paper.



Cat.No. WLPJ-1011-302NN

<http://www.nec-display.com/ap/>




An array of advanced functionality for environmentally friendly operation, with improved ease-of-use and installation.



Enhanced design and settings for greater ease-of-use

Newly designed from the user's perspective

The sliding lens cover temporarily stops video and audio when it is closed. In addition, the design has been completely updated to improve settings and operation. For example, the names of connectors are displayed on the top of the unit to make it easier to find their position on the back and the operation buttons have been made larger so they are easier to press. The power light is an easy-to-see blue LED so you can determine the power status in a glance.



1.7x zoom

The projector has a 1.7x zoom to cover a wide projection distance, so you can setup in various locations.

Interfaces for various functions

The projector is equipped with an HDMI connector for projecting digital images in high quality, as well as a wired/wireless (option) LAN port. Model name of the optional wireless LAN unit* varies depending on the country where the unit is used (or to be used). You can connect the projector to a computer using a standard USB cable and project the computer screen from the projector without needing computer cables. The remote control of the projector can perform computer mouse operations so you don't have to switch between mouse and remote for different operations.

The projector also has a viewer function that lets you project data (JPEG) stored on USB memory, so you can give presentations without a computer.

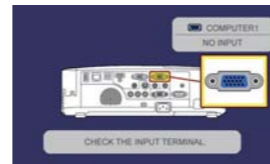


Optional Wireless LAN unit

*NP02LM1 : United States, Canada, Mexico, Taiwan, Brazil, Colombia
NP02LM2 : Europe, United Arab Emirates, Saudi Arabia, Oman, South Africa, Turkey, Ukraine, Egypt, Israel, Australia, New Zealand, Japan, Thailand, China, Hong Kong, Singapore, South Korea, Malaysia, Sri Lanka, Pakistan, Vietnam, India, Indonesia, Philippines, Peru, Chile, Argentina, Ecuador
NP02LM3 : Russia

"No signal guidance" for easy cable connections

When the power of a device connected to the projector is switched on, the input signal is automatically detected and projected. What's more, when there is no signal being input, the "no signal guidance" lets you know in a glance where the cable should be inserted, so your setup runs smoothly.



Enhanced functions for reduced power consumption and TCO

A complete lineup of eco functions

The projector has an Auto Eco Mode, which automatically adjusts the brightness to suit the projected image, and Eco2 Mode*, which is convenient when it's too bright during small screen projection. There are Eco buttons on the projector and remote control so you can more easily enable Eco Mode.



*Eco2 Mode : NP-M300X / NP-N260X only.

Greatly improved lamp lifetime

The time between lamp exchanges has been improved significantly. For normal use and Eco Mode, the times are 5,000 and 6,000 hours, respectively.* The low power design cuts energy consumption in standby (called "Power-saving Mode" in reference Excel sheet) to 0.2 W (100-130 V AC)/0.4 W (200-240 V AC), which helps with TCO reduction.



*For the M300X, M260X, M230X and M260W. For the M350X and M300W, the times for normal and Eco Mode are 4,000 and 5,000 hours, respectively.

Large filter enhances protection against dust

The large double-layer filter improves protection against dust. If you exchange the filter when you exchange the lamp, there is no need for regular cleaning.

Other functions

- Designed for a quiet noise level of 27 dB (in Eco Mode) to prevent annoying operation noises during projection. (M300X, M260X, M230X and M260W)
- Quick Cooling and Direct Power Off allow speedy cleanup and transfer after use
- Auto Power On automatically switches on the power when the power cord is connected or a signal is input
- Virtual Remote lets you use your computer to switch the power of the projector on and off and change the input signal
- Wall Colour Correction for vivid images even without a screen.
- Auto Vertical Keystone Correction
- Built-in monaural speaker with a powerful 10W output
- Front ventilation for effective heat dissipation
- The Carbon Meter lets you check the amount of CO₂ you reduced by using Eco Mode
- Includes a remote with the control ID registration function, which allows operation of multiple projectors with a single remote.

Terminals



M350X

3500 ANSI lumens XGA 2.99kg

M300X

3000 ANSI lumens XGA 2.9kg

M260X

2600 ANSI lumens XGA 2.9kg

M230X

2300 ANSI lumens XGA 2.9kg

M300W

3000 ANSI lumens WXGA 2.99kg

M260W

2600 ANSI lumens WXGA 2.9kg