

NetLinx® Controllers

NI-4100 NetLinx®

Integrated Controller



The NI-4100 provides versatility with the ability to integrate the largest number of devices in the NI Series of Master Controllers, including projectors, lighting, DVD and blu-ray players, thermostats and other electronic equipment. In these technology-driven environments, this solution allows for the future addition of more devices and control capabilities. With a perfect mix of compatible formats, the NI-4100 offers flexibility and customization for businesses experiencing rapid growth and for homes that demand seamless integration of technology and design. The NI-4100 provides higher performance with a faster processor, 64MB of onboard RAM and Duet-compatibility.

COMMON APPLICATION

The NI-4100 is geared to meet the high-end control and automation requirements of the most sophisticated and complex commercial and residential installations.

FEATURES

- 7 Configurable RS-232 / RS-422 / RS-485 Serial ports
- 8 Relays
- 8 IR / Serial ports
- 8 Digital I/O ports
- 3 Communication Networks: AxLink, ICSNet and Ethernet (TCP/IP)
- 4 NetLinx Control Card Expansion slots that support all NXC control cards
- 404 MIPS processor speed
- 64 MB RAM or 256 MB RAM
- 2 GB CompactFlash (upgradeable to 4 GB)
- 1 MB Non-Volatile Memory
- AMX Device Discovery enabled
- JITC Compliant



NI-4100 Controller (FG2105-06)
 NI-4100/256 Controller with 256 MB RAM (FG2105-26)

DIMENSIONS (HWD)

- 5 3/16" x 17" x 9 5/16" (13.2 cm x 43.2 cm x 23.7 cm)
- RU: 3

WEIGHT

9.15 lbs (4.15 kg)

POWER

900 mA @ 12 VDC

ENCLOSURE

Metal with black matte finish

MEMORY

- 64 MB SDRAM (FG2105-06)
- 256 MB SDRAM (FG2105-256)
- 1 MB of Non-volatile SRAM

COMPACT FLASH

2 GB Compact Flash (upgradeable to 4 GB factory programmed)

ONBOARD MASTER

404 MIPS

CERTIFICATIONS

FCC Part 15 Class B, CE, and IEC 60950

FRONT PANEL COMPONENTS:

- LINK/ACT: Green LED blinks when the Ethernet cables are connected and terminated correctly. Also blinks when receiving Ethernet data packets
- Status: Green LED blinks to indicate that the system is programmed and communicating properly
- Output: Red LED blinks when the Controller transmits data, sets channels, sends data strings, etc.
- Input: Yellow LED blinks when the Controller receives data from button pushes, strings, commands, channel levels, etc.
- RS-232/422/485 LEDs
- Relay LEDs
- IR/Serial LED
- I/O LEDs
- NetLinx Control Card Slot 1 - 4
- Rack-mount brackets: Provides an installation option for the Integrated Controller to be mounted into an equipment rack, when used with the Installation Kit (KA2105-01)

REAR PANEL COMPONENTS

- RS-232/422/485 (Ports 1 - 7)
- ICSNet: Two RJ-45 connectors for ICSNet interface (included)

- ICSHub Out: RJ-45 connector provides data to a Hub connected to the Controller (included)
- Relay (Port 8)
- Digital I/O (Port 17)
- IR/Serial (Ports 9 - 16)
- Program Port
- Configuration DIP Switch: Sets the communication parameters for the Program port
- ID Pushbutton: Sets the NetLinx ID (Device only) assignment for the device
- Ethernet Port: RJ-45 port for 10/100 Mbps communication. LEDs show communication activity, connection status, speeds, and mode information: - SPD (speed) - Yellow LED lights On when the connection speed is 100 Mbps and turns Off when the speed is 10 Mbps. - L/A (link/activity) - Green LED lights On when the Ethernet cables are connected and terminated correctly, and blinks when receiving Ethernet data packets.
- AxLink LED: Green LED indicates the state of the AxLink port
- AxLink Port: 4-pin 3.5 mm mini-Phoenix (male) connector that provides data and power to external control devices
- Power Port: 2-pin 3.5 mm mini-Phoenix (male) connector
- CardFrame Number DIP Switch

ENVIRONMENTAL

- Operating Temperature: 0° C (32° F) to 50° C (122° F)
- Operating Humidity: 20% to 85% RH
- Heat Dissipation (Typical): 36.9 BTU/hr

INCLUDED ACCESSORIES

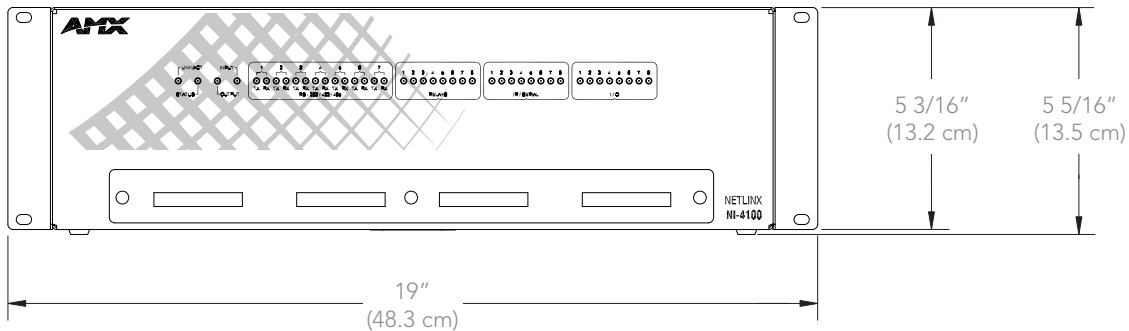
- 2-pin 3.5 mm mini-Phoenix (female) PWR connector (41-5025)
- 4-pin 3.5 mm mini-Phoenix (female) AxLink connector (41-5047)
- 10-pin 3.5 mm mini-Phoenix (female) I/O connector (41-5107)
- Two 8-pin 3.5 mm mini-Phoenix (female) Relay connectors (41-5083)
- Two CC-NIRC IR Emitters
- Two removable rack ears (62-2105-07)

RECOMMENDED ACCESSORIES

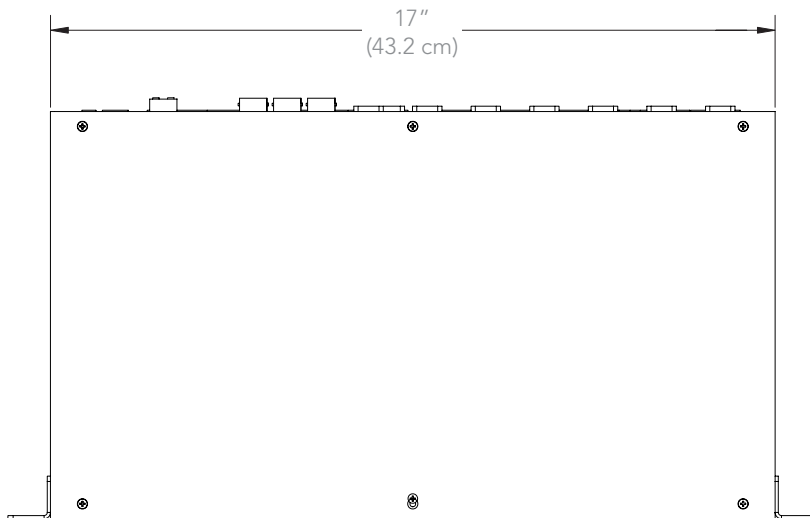
- PSN6.5 - 6.5 A Power Supply (F423-41)
- PSN4.4 - 4.4 A Power Supply (F423-45)
- NXA-CF2NI - CompactFlash Upgrade (FG21116-XX)



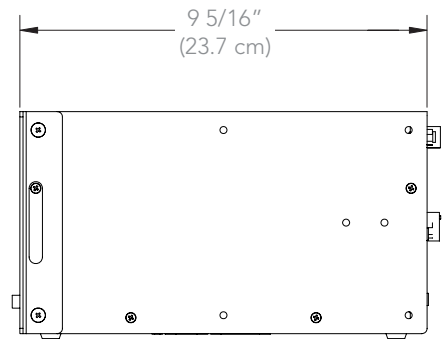
IT'S YOUR WORLD. TAKE CONTROL.



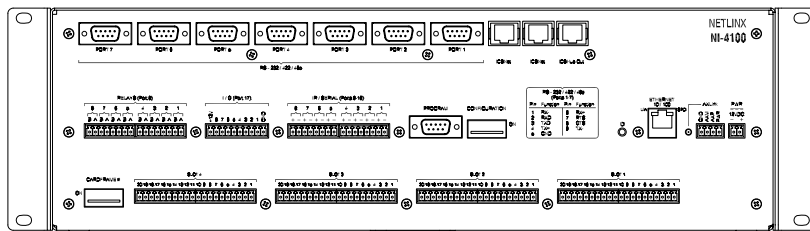
NI-4100
(Front View)



NI-4100
(Top View)



NI-4100
(Right View)



NI-4100
(Back View)



IT'S YOUR WORLD. TAKE CONTROL.